

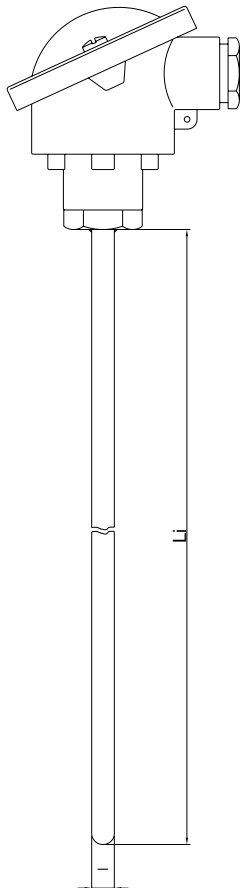


### Main features

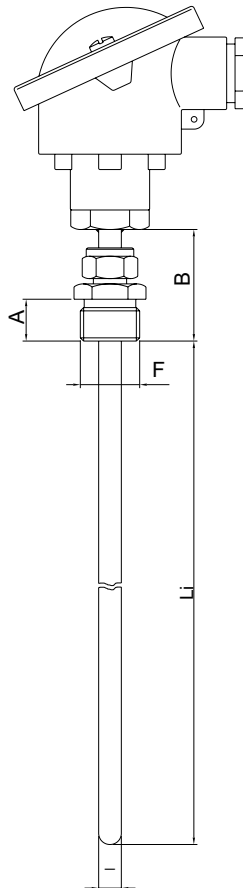
- Amplified output signal
- Temperature limits:
  - 40 ... + 350° C for type T
  - 40 ... + 750° C for type J
  - 40 ... + 900° C for type E
  - 40 ... + 1000° C for type K
 (see table for sheath diameters)
- TValid reference tolerances for the sensing element only: IEC 584.2 STANDARD class 1:
  - or type T:  $\pm 0,5^{\circ} \text{C}$  (- 40 ... + 125° C)
  - $\pm 0.004 [t]$  ( $t > + 125^{\circ} \text{C}$ )
  - or type J, E, K:  $\pm 1.5^{\circ} \text{C}$  (- 40 ... + 375° C)
  - $\pm 0.004 [t]$  ( $t > + 375^{\circ} \text{C}$ )
- Mineral insulated (MgO) thermocouple element and continuous metal sheath
- Application versatility

### MODELS

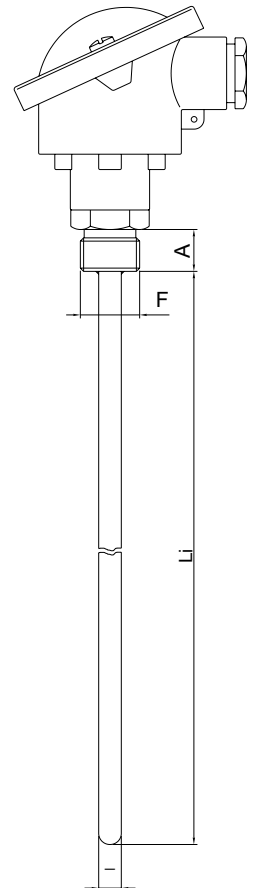
**AC6MA**  
without fitting



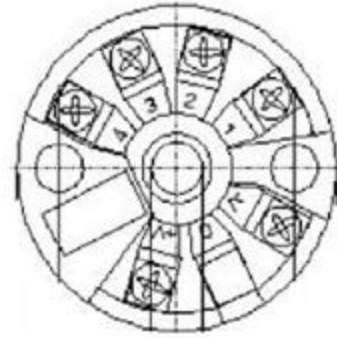
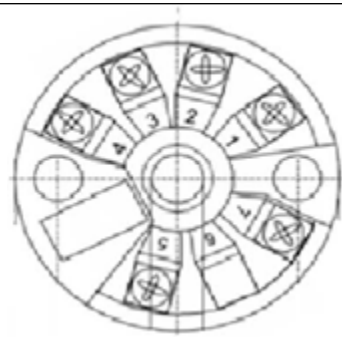
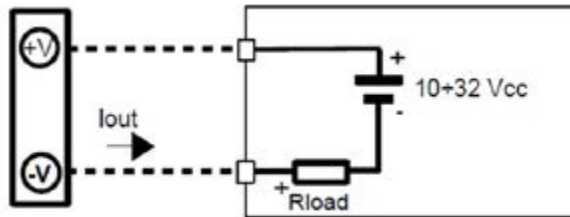
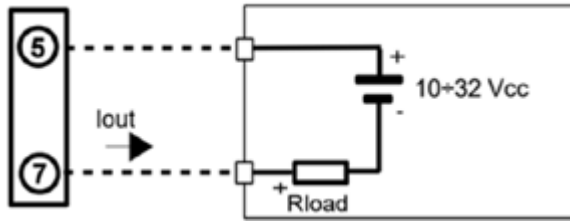
**AC6MB**  
with adjustable  
compression fitting



**AC6MD**  
with welded fitting  
under the head



## CONVERTER TECHNICAL SPECIFICATIONS



### Power supply

Power supply voltage 12 .. 30 Vdc  
Reverse polarity protection 60 Vdc max

### Linearity (\*)

TC  $\pm 0,2$  % f.s.  
RTD  $\pm 0,1$  % f.s.  
(\*) referred to input Span (difference between max. and min. values)

### Temperature and Humidity

Operative temperature  $-40^{\circ}\text{C}$  ..  $+85^{\circ}\text{C}$   
Storage temperature  $-40^{\circ}\text{C}$  ..  $+85^{\circ}\text{C}$   
Humidity (not condensed) 0 .. 90 %

### Load characteristic - Rload

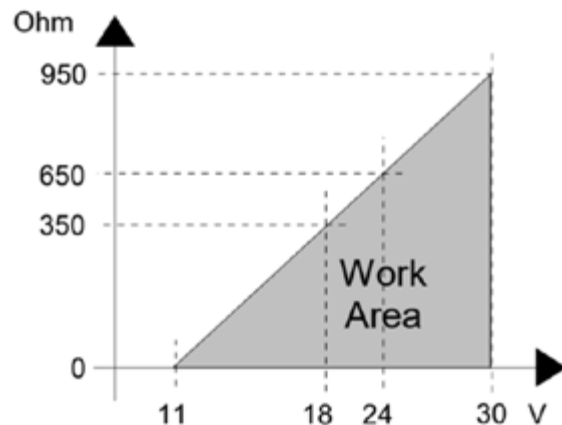
(maximum load value on current loop per power supply value)

### Output type (current)

Min 4mA  
Max 20mA

### Thermal drift

Full scale  $\pm 0,01\%$  /  $^{\circ}\text{C}$   
CJC  $\pm 0,01\%$  /  $^{\circ}\text{C}$



# ORDER CODE

A C 6 M | | | | | | | | | | 0 | 0 0 0 X | 0 0 0 X | | | | | | | | A

## CODE

Model	
Without fitting	A
With adjustable compression fitting	B
With welded fitting under the head	D

Element + Hot Junction	
Single Insulated	1
Single Grounded	2

Thermocouple Type	
Fe - Cu/Ni	J
Ni/Cr - Ni/Al	K
Cu - Cu/Ni	T*
Ni/Cr - Cu/Ni	E

(\* Not available with duple element)

Connection Head	
DIN B	C
DIN BUS	E
EEX d IIC 2GD	F
CEAA	H

Sheath Material	
AISI 316	C*
INCONEL 600	F**

(\* Available for T, J, E models only)

(\*\*) Available for K model only

Sheath Diameter (mm)	
2	D*
3	E
4.5	G
6	I
8	J

(\* For single element only)

Connection Thread *		
1/8" GAS	"A"= 10mm	A
1/4" GAS	"A"= 12mm	B
3/8" GAS	"A"= 15mm	C
1/2" GAS	"A"= 15mm	D
1/8" NPT		G
1/4" NPT		H
3/8" NPT		I
1/2" NPT		J

(\* To be shown for B, D models only)

Connection Material *		
Nickel-Plated Brass	1	**
300 Series Stainless Steel	2	

(\* To be shown for B, D models only)

(\*\*) Available for AC6MB model only

Sensors amplifiers are manufactured in compliance with:

- EMC 2014/30/EU compatibility directive
- RoHS 2011/65/EU directive

Electrical installation requirements and Conformity certificate are available on our web site: [www.gefran.com](http://www.gefran.com)

Certificates	
A	Conformity Report

## LENGTHS AND ACCESSORIES

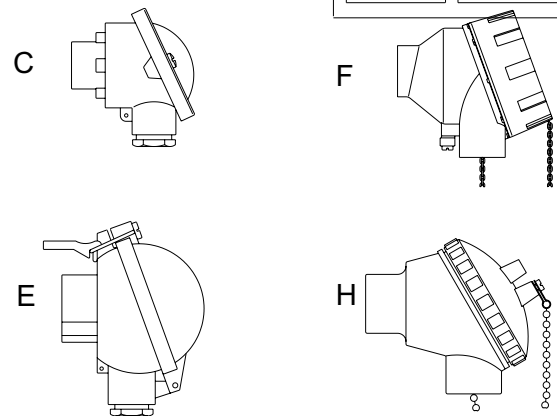
Type of Transmitter	
A	4 ÷ 20mA

### Li = Immersion Length (mm)

Standard length from 50 to 2000mm with 50mm step and from 2000 to 10000mm with 500mm step

### Temperature range in which the calibration has to be made

T. min	T. max
<input type="text"/> °C	<input type="text"/> °C
<input type="text"/> 4mA	<input type="text"/> 20mA



### Availability of Mounts /Sheathing Diameter

MOUNT(F)	ø2	ø3	ø4,5	ø6	ø8
G 1/8	x	x	x	x	-
G 1/4	-	x	x	x	x
G 3/8	-	-	x	x	x
G 1/2	-	-	x	x	x
1/8 NPT	x	x	x	x	-
1/4 NPT	-	x	x	x	x
3/8 NPT	-	-	x	x	x
1/2 NPT	-	-	x	x	x

MOUNT (F)	Mod. B		Mod. D
	A (mm)	B (mm)	A (mm)
G 1/8	10	35	10
G 1/4	12	35	12
G 3/8	15	40	15
G 1/2	15	40	15
1/8 NPT	11	35	11
1/4 NPT	16	40	16
3/8 NPT	16	40	16
1/2 NPT	20	45	20

GEFRAN spa reserves the right to make any kind of design or functional modification at any moment without prior notice

**GEFRAN spa**  
 via Sebina, 74  
 25050 PROVAGLIO D'ISEO (BS) - ITALIA  
 ph. 0309888.1 - fax. 0309839063  
 Internet: <http://www.gefran.com>

**GEFRAN**

DTS\_AC6M\_01-2022\_ENG